

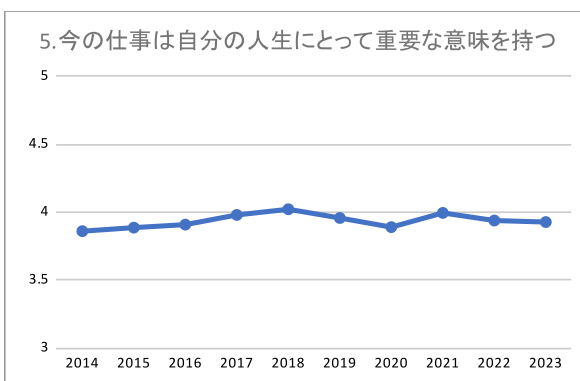
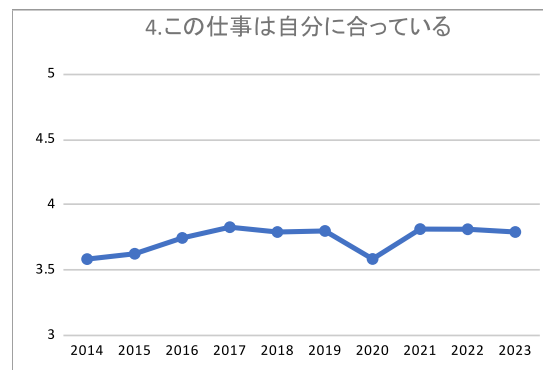
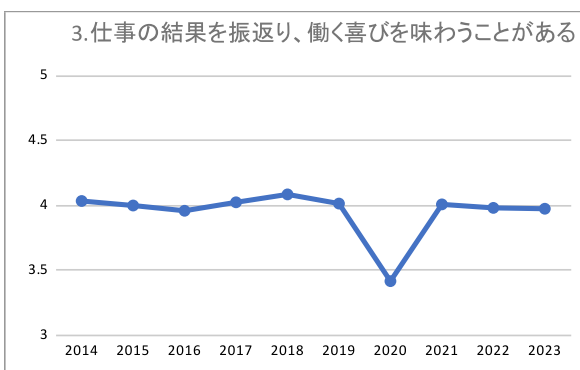
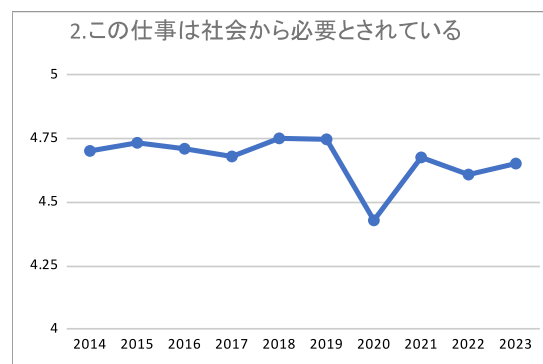
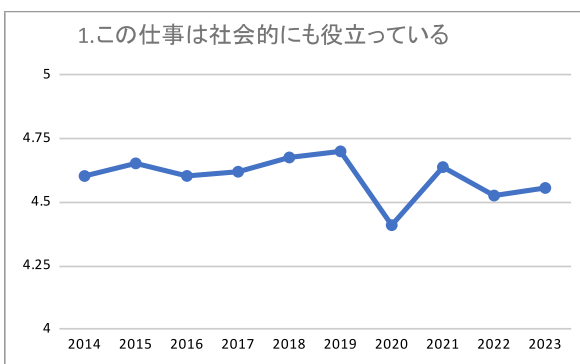
# 満足度調査

概要: 毎年、年に一度全職員向けに実施

## 1-1-1. 自己実現尺度

(最大値5.0)

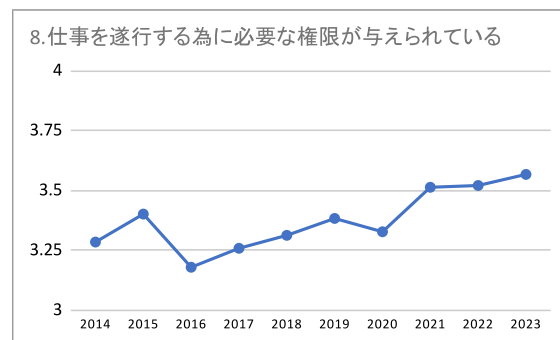
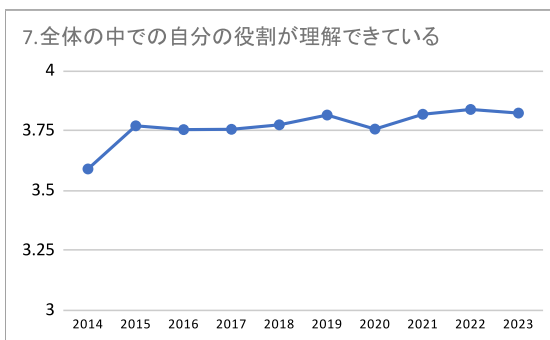
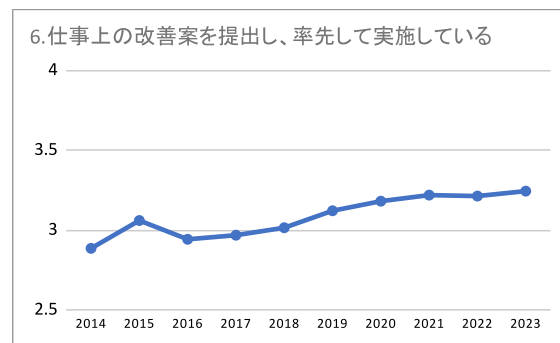
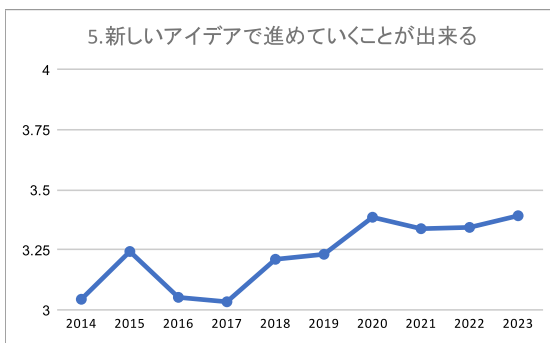
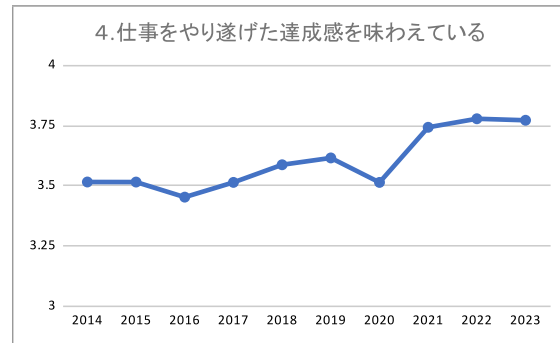
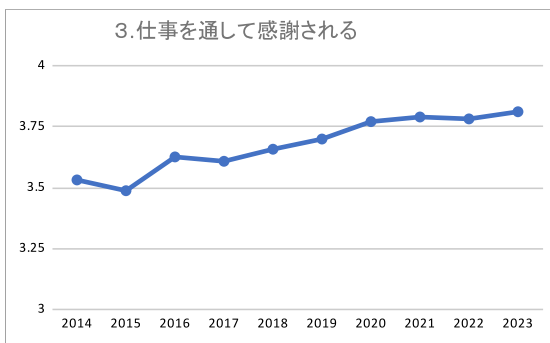
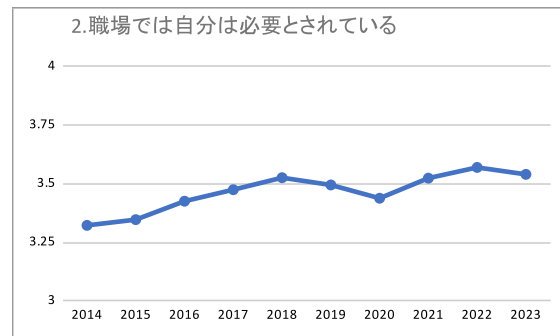
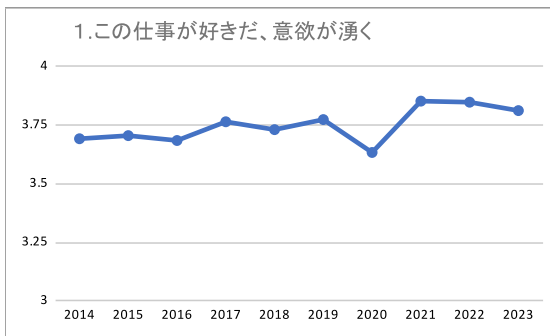
和暦	西暦	1	2	3	4	5
H26	2014	4.60	4.70	4.04	3.58	3.86
H27	2015	4.65	4.73	4.00	3.63	3.89
H28	2016	4.60	4.71	3.96	3.75	3.91
H29	2017	4.62	4.68	4.03	3.83	3.98
H30	2018	4.68	4.75	4.09	3.79	4.02
R1	2019	4.70	4.75	4.02	3.80	3.96
R2	2020	4.41	4.43	3.42	3.59	3.89
R3	2021	4.64	4.68	4.01	3.81	4.00
R4	2022	4.53	4.61	3.98	3.81	3.94
R5	2023	4.56	4.65	3.98	3.79	3.93



## 2-1. 承認・意欲尺度 情緒的充実因子

(最大値5.0)

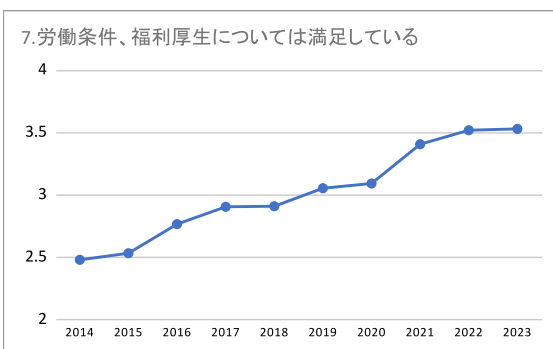
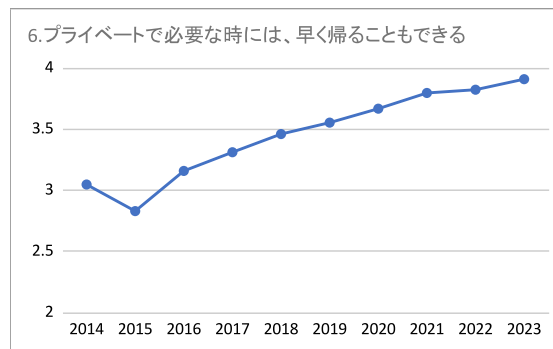
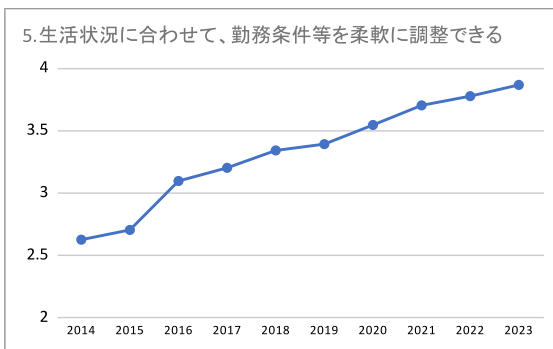
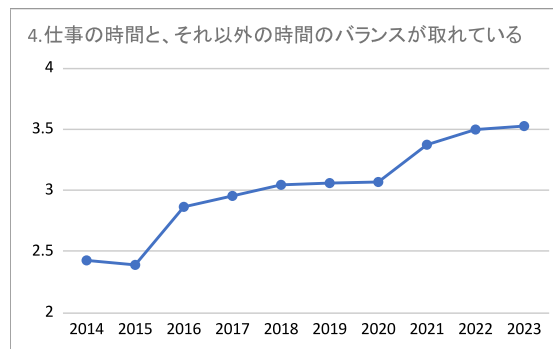
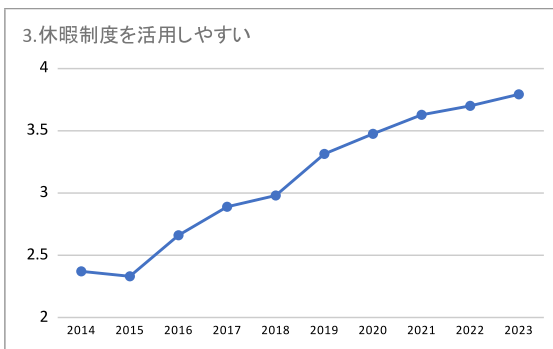
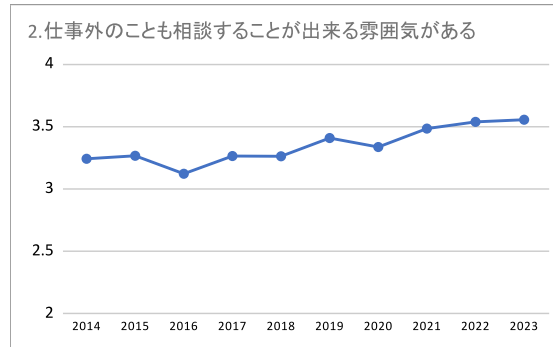
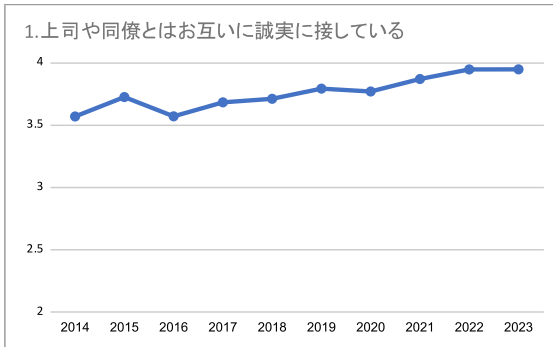
和暦	西暦	1	2	3	4	5	6	7	8
H26	2014	3.69	3.32	3.53	3.52	3.04	2.89	3.59	3.29
H27	2015	3.71	3.35	3.49	3.52	3.24	3.06	3.77	3.40
H28	2016	3.68	3.43	3.63	3.45	3.05	2.94	3.75	3.18
H29	2017	3.76	3.47	3.61	3.51	3.03	2.97	3.76	3.26
H30	2018	3.73	3.53	3.66	3.59	3.21	3.01	3.77	3.31
R1	2019	3.77	3.49	3.70	3.62	3.23	3.12	3.82	3.38
R2	2020	3.63	3.44	3.77	3.51	3.39	3.18	3.76	3.33
R3	2021	3.85	3.52	3.79	3.74	3.34	3.22	3.82	3.51
R4	2022	3.85	3.57	3.78	3.78	3.34	3.21	3.84	3.52
R5	2023	3.81	3.54	3.81	3.77	3.39	3.24	3.82	3.57



### 3-1.所属感尺度

(最大値5.0)

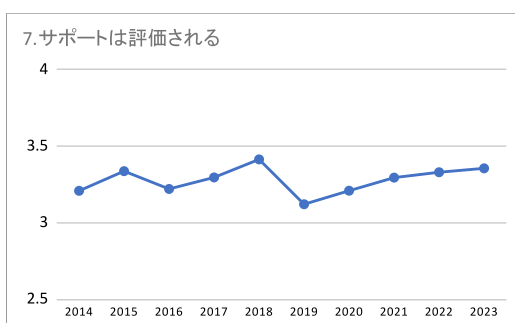
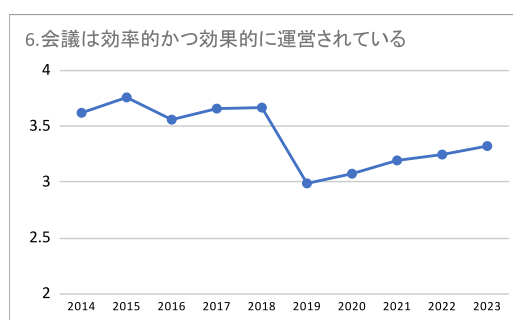
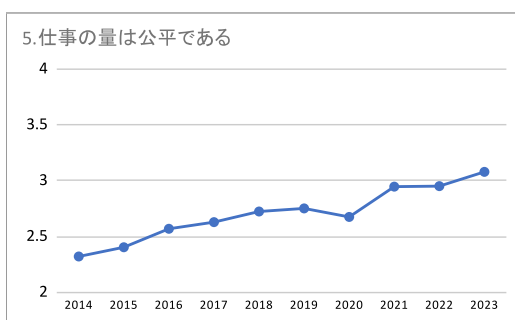
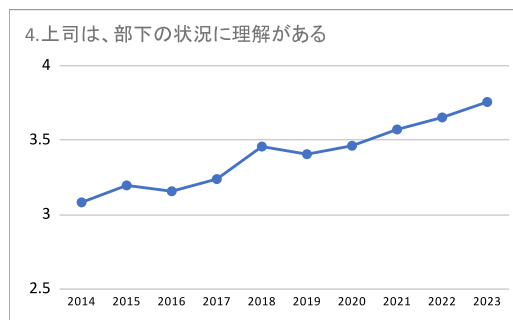
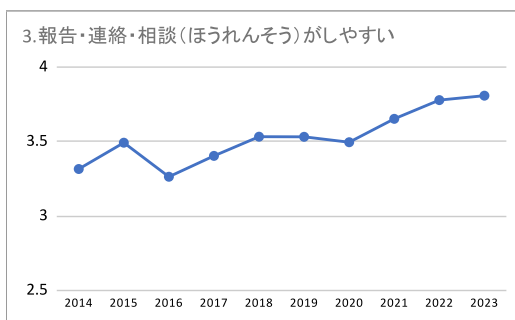
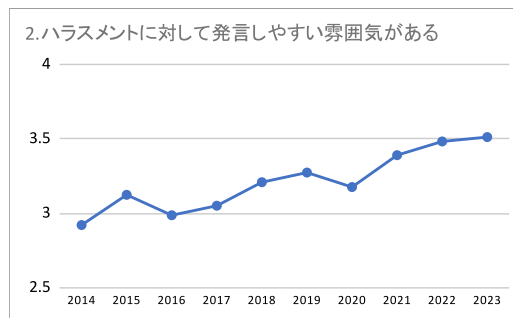
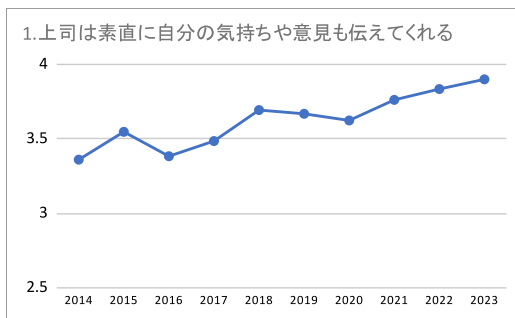
和暦	西暦	1	2	3	4	5	6	7
H26	2014	3.57	3.24	2.37	2.43	2.62	3.05	2.48
H27	2015	3.72	3.26	2.33	2.39	2.70	2.83	2.53
H28	2016	3.57	3.12	2.66	2.86	3.09	3.16	2.76
H29	2017	3.68	3.26	2.89	2.95	3.20	3.31	2.90
H30	2018	3.71	3.26	2.98	3.04	3.34	3.46	2.91
R1	2019	3.79	3.41	3.31	3.06	3.39	3.55	3.05
R2	2020	3.77	3.33	3.47	3.07	3.54	3.67	3.09
R3	2021	3.87	3.48	3.62	3.37	3.70	3.80	3.40
R4	2022	3.94	3.53	3.70	3.50	3.77	3.82	3.52
R5	2023	3.94	3.55	3.79	3.52	3.86	3.91	3.53



#### 4-1.安全尺度

(最大値5.0)

和暦	西暦	1	2	3	4	5	6	7
H26	2014	3.36	2.92	3.32	3.08	2.32	3.62	3.21
H27	2015	3.55	3.12	3.49	3.20	2.40	3.76	3.34
H28	2016	3.38	2.99	3.26	3.16	2.57	3.56	3.22
H29	2017	3.49	3.05	3.40	3.24	2.63	3.66	3.30
H30	2018	3.69	3.21	3.53	3.46	2.72	3.67	3.41
R1	2019	3.67	3.27	3.53	3.41	2.75	2.99	3.12
R2	2020	3.62	3.18	3.50	3.46	2.68	3.08	3.21
R3	2021	3.76	3.39	3.65	3.57	2.95	3.20	3.30
R4	2022	3.83	3.48	3.78	3.65	2.95	3.25	3.33
R5	2023	3.90	3.51	3.81	3.76	3.08	3.32	3.36

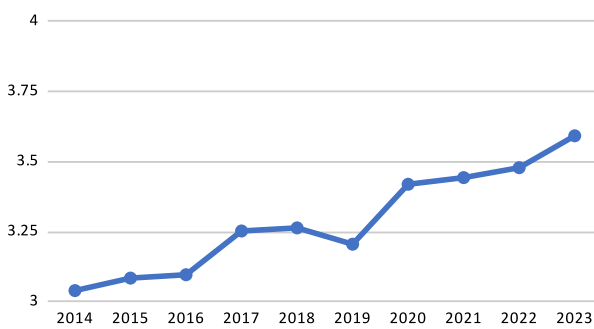


## 5-1.業務遂行環境

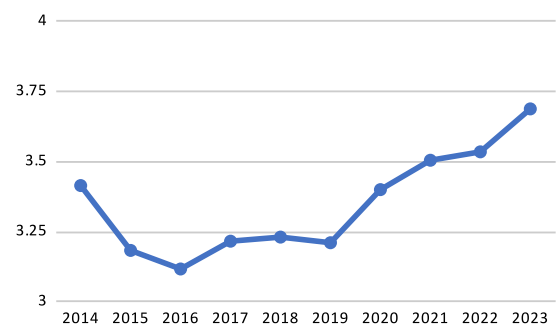
(最大値5.0)

和暦	西暦	1	2	3	4	5
H26	2014	3.04	3.41	3.35	4.01	3.74
H27	2015	3.08	3.18	3.33	3.87	3.64
H28	2016	3.10	3.12	3.22	3.85	3.51
H29	2017	3.25	3.22	3.33	3.85	3.63
H30	2018	3.26	3.23	3.42	3.79	3.61
R1	2019	3.21	3.21	3.49	3.80	3.57
R2	2020	3.42	3.40	3.46	3.86	3.52
R3	2021	3.44	3.50	3.65	3.90	3.81
R4	2022	3.48	3.53	3.64	3.89	3.80
R5	2023	3.59	3.69	3.76	3.92	3.88

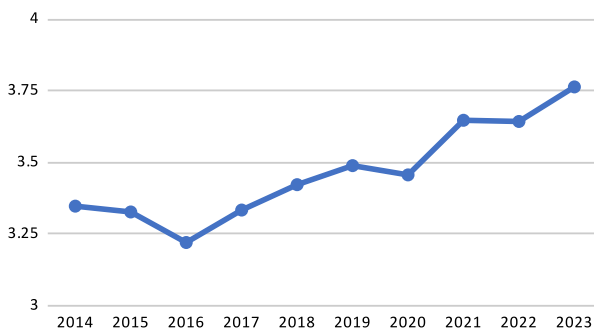
1.職場の施設は、業務遂行に適している



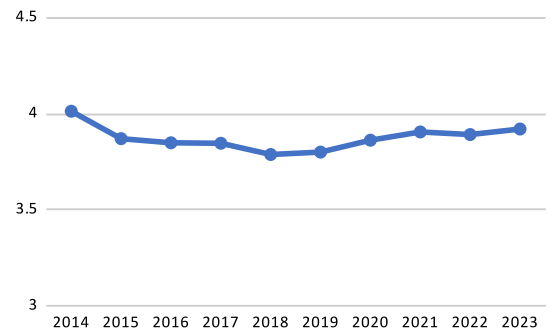
2.必要な用具や設備は十分に整備されている



3.職場秩序のための規定が適切に整備されている



4.職場は、清潔に保たれている



5.職場のレイアウト等、作業空間は必要に応じて適切に改善されている

